



TSX.V: MLY
OTCQX: MLYCF
121,293,446 shares outstanding
\$45 M market capitalization

CUMO PROJECT

AMERICAN CUMO MINING CORPORATION (CUMOCO) IS FOCUSED ON ITS **WHOLLY-OWNED** CUMO PROJECT – AN ADVANCED-STAGE PROJECT NEAR BOISE, IDAHO, USA. THE PROJECT COULD BE ONE OF THE **LARGEST, LOW-COST AND MOST PROFITABLE** MOLYBDENUM, SILVER AND COPPER DEPOSITS IN THE WORLD.

SUSTAINABLE DEVELOPMENT

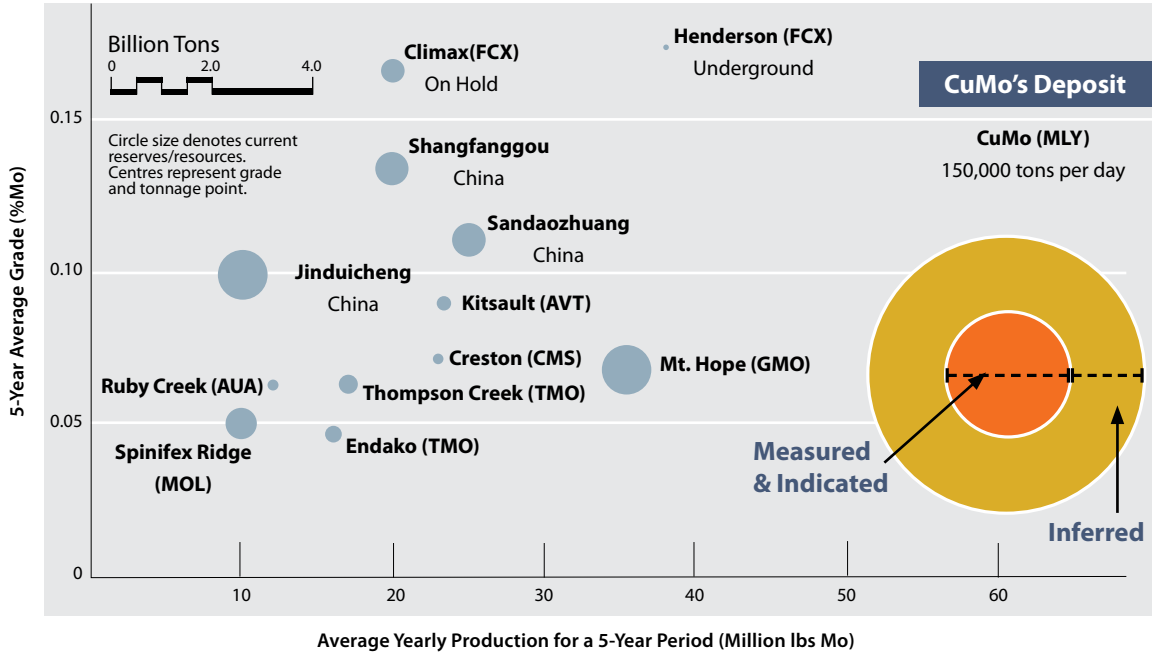
CuMoCo is advancing the CuMo Project's feasibility study with a dedicated team of professionals that strongly believe in ethical, sustainable exploration.

Developing the largest un-mined molybdenum deposit in the world

CuMoCo has discovered one of the largest deposits of molybdenum, copper and silver in North America near Boise, Idaho, USA. The CuMo Project is advancing towards feasibility with the goal of being one of the world's largest and lowest-cost primary producers of molybdenum.



CuMoCo's management and Board of Directors have diverse backgrounds with extensive skills in mine management, development and optimization



CuMoCo's wholly-owned CuMo Project is not only rich in molybdenum, but also contains very significant credits of silver and copper. It could be one of the top 25 silver deposits in the world. The CuMo Project has two distinct layers of diversification: the upper half contains higher grades of silver and copper compared to molybdenum; the lower half is rich in molybdenum, with lower grades of silver and copper. The total recoverable value of both layers is what gives the CuMo Project such excellent economic potential. An independent NI 43-101 preliminary economic analysis prepared in 2009 by Ausenco and reconfirmed in late 2015 by Giroux and Dykes points to the CuMo Project's potential to become the world's lowest-cost molybdenum producer.



located in **stable business** and political environment

only 60% of CuMo's identified mineralized zone drilled

environmental **approvals** up-to-date

economies of scale are possible with **high-tonnage** mining rates

Measured >\$12.50 RCV recovered						
Zone	tons Millions	Mo oxide Millions lbs (Mos2%)	Mo Millions lbs (Mo%)	Cu Millions lbs (cu%)	Ag Millions ounces	Tungsten Millions lbs (ppm)
Oxide +CuAg	0.1	0.1 (0.023%)	0.0 (0.014%)	0.4 (0.18%)	0.0 (0.16 oz/t)	0.0 (71.0 ppm)
CuMo(transistion)	77.1	84.4 (0.061%)	56.3 (0.036%)	180.5 (0.12%)	6.5 (0.08 oz/t)	8.5 (55.3 ppm)
MO+MSI	150.8	313.0 (0.115%)	208.7 (0.069%)	160.8 (0.05%)	6.8 (0.04 oz/t)	15.1 (49.9 ppm)
Total	228.0	397.5 (0.097%)	265.0 (0.058%)	341.8 (0.07%)	13.3 (0.06 oz/t)	23.6 (51.8 ppm)
Measured >\$7.50 RCV recovered						
Additional Resource	58.3	37.7 (0.036%)	25.1 (0.022%)	93.3 (0.08%)	3.9 (0.07 oz/t)	5.3 (45.0 ppm)

Indicated >\$12.50 RCV recovered						
Zone	tons Millions	Mo oxide Millions lbs (Mos2%)	Mo Millions lbs (Mo%)	Cu Millions lbs (cu%)	Ag Millions ounces	Tungsten Millions lbs (ppm)
Oxide +CuAg	55.4	37.4 (0.038%)	22.3 (0.020%)	222.1 (0.20%)	7.8 (0.14 oz/t)	4.9 (44.2 ppm)
CuMo(transistion)	454.7	483.9 (0.059%)	325.3 (0.036%)	1108.8 (0.12%)	44.9 (0.10 oz/t)	41.8 (46.0 ppm)
MO+MSI	540.6	914.7 (0.094%)	609.8 (0.056%)	560.2 (0.05%)	25.4 (0.05 oz/t)	46.2 (42.7 ppm)
Total	1050.6	1436.0 (0.076%)	957.4 (0.046%)	1891.1 (0.09%)	78.1 (0.07 oz/t)	92.9 (44.2 ppm)
Indicated >\$7.50 RCV recovered						
Additional Resource	780.6	511.0 (0.036%)	340.6 (0.022%)	1315.2 (0.08%)	59.6 (0.08 oz/t)	57.2 (36.6 ppm)

Measured and Indicated >\$12.50 RCV recovered						
Zone	tons Millions	Mo oxide Millions lbs (Mos2%)	Mo Millions lbs (Mo%)	Cu Millions lbs (cu%)	Ag Millions ounces	Tungsten Millions lbs (ppm)
Oxide +CuAg	55.5	37.5 (0.038%)	22.3 (0.020%)	222.6 (0.20%)	7.8 (0.14 oz/t)	4.9 (44.2 ppm)
CuMo(transistion)	531.8	568.3 (0.059%)	380.6 (0.036%)	1289.3 (0.12%)	51.4 (0.10 oz/t)	50.4 (47.3 ppm)
MO+MSI	691.3	1227.7 (0.099%)	818.5 (0.059%)	721.1 (0.05%)	32.2 (0.05 oz/t)	61.2 (44.3 ppm)
Total	1278.6	1833.5 (0.080%)	1222.4 (0.048%)	2232.9 (0.09%)	91.4 (0.07 oz/t)	116.5 (45.5 ppm)
Indicated >\$7.50 RCV recovered						
Additional Resource	838.9	548.7 (0.036%)	365.8 (0.022%)	1408.5 (0.08%)	63.5 (0.08 oz/t)	62.4 (37.2 ppm)

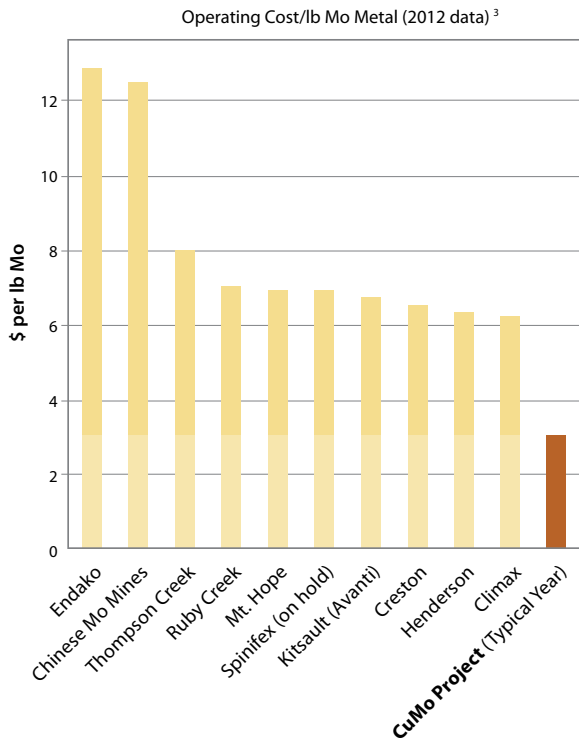
Inferred >\$12.50 RCV recovered						
Zone	tons Millions	Mo oxide Millions lbs (Mos2%)	Mo Millions lbs (Mo%)	Cu Millions lbs (cu%)	Ag Millions ounces	Tungsten Millions lbs (ppm)
Oxide +CuAg	13.6	10.2 (0.042%)	6.8 (0.025%)	39.4 (0.14%)	1.7 (0.12 oz/t)	1.0 (36.0 ppm)
CuMo(transistion)	434.8	558.7 (0.071%)	372.4 (0.043%)	850.1 (0.10%)	32.7 (0.08 oz/t)	35.1 (40.3 ppm)
MO+MSI	548.1	828.9 (0.084%)	552.6 (0.050%)	385.9 (0.04%)	23.2 (0.04 oz/t)	38.9 (35.5 ppm)
Total	996.4	1397.7 (0.078%)	931.8 (0.047%)	1275.4 (0.06%)	57.5 (0.06 oz/t)	74.9 (37.6 ppm)
Inferred >\$7.50 RCV recovered						
Additional Resource	1036.4	647.3 (0.035%)	431.5 (0.021%)	1568.9 (0.08%)	2591.1 (2.50 oz/t)	68.0 (32.8 ppm)

(Source: Resource Tables in Giroux et Al's NI 43-101 Summary Report on the CuMo Property, Boise County Idaho dated October 2015. RCV is Recovered Metal Values and is based on the prices of: Molybdenum oxide \$10/lb, Copper \$3.00/lb and Silver \$12.50/ ounce.)

Potential low-cost producer

CuMoCo has identified significant quantities of molybdenum, copper and silver at the CuMo Project. The Company anticipates that project cash and total costs could be significantly reduced from steady by-product credits from these well-priced and in-demand metals, potentially making the CuMo Project profitable in most metal-market price conditions. Production costs are currently estimated to be less than \$4/lb molybdenum or 0.51/lb copper equivalent.¹ Recent studies of the use of modern Ore-Sorting technology indicate that these can be reduced to similar costs of by-product producers (sub \$2/lb molybdenum). As a potential low-cost, primary molybdenum producer, the CuMo Project is expected to have significant advantages over high-cost underground or remote producers.

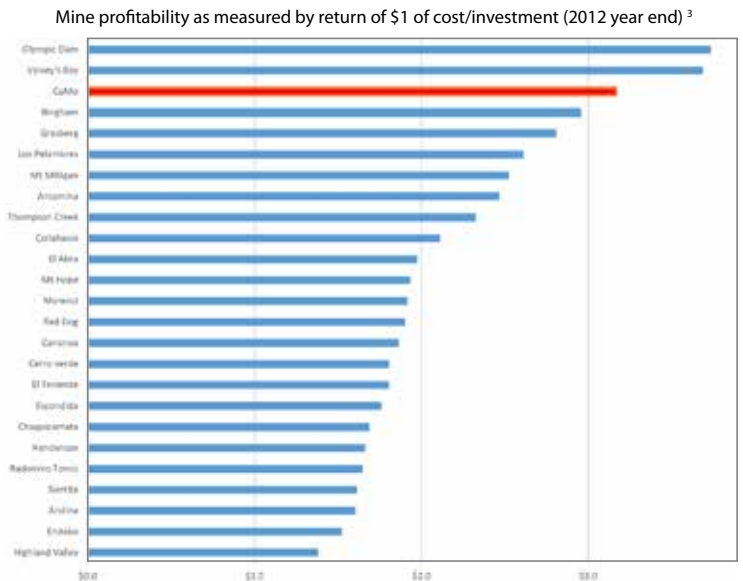
CuMo Project Operating Cost Compared to Primary Molybdenum Producers



Strong economic potential

The CuMo Project's potential profitability is far greater by duplicating the practices of the large copper and gold porphyry deposit miners, a new approach in molybdenum mining. In contrast to small-sized, high-grade projects, the CuMo Project can provide huge economies of scale, higher production rates and return significant profits to investors. Examples of this low-cost, high-profitability model include: Highland Valley, Morenci, and Sierrita. Highland Valley was placed into production to mine material worth \$8 per ton for a cost of \$4. Using large-scale mining infrastructure, the CuMo Project is targeting mining material with a recovered value per ton in excess of \$12.50 (the cut-off in the resource tables)² for \$3 or less per ton (Ausenco 2009 mining costs).¹

CuMo Project Profitability Compared to Some of the World's Most Profitable Mines



CuMo based on 150K tons per day and >\$15 recovered value. Metal prices used are \$15 per lb Molybdenum (Mo), \$3 per lb Copper, \$15 per ounce Silver, \$1200 per ounce Gold, \$40 per lb Uranium, \$7 per lb Nickel, \$0.90 per lb Zinc, 0.75 per lb Lead, and \$12 per lb Cobalt.

Molybdenum – The Multi-Use Alloy

Since it was discovered in the late 18th century, molybdenum has come to be used in numerous industrial products. Molybdenum is tough, durable and enhances steel in harsh environments where heat, pressure and corrosion are present. Due to its low toxicity, molybdenum is also a catalyst in energy production.

Molybdenum: The in-demand safe and strong metal

Molybdenum concentrate, or sulfide, is usually roasted and converted to an oxide. The oxide, known as Technical Molybdc Oxide, is a corrosion-resistant, steel super-alloy that is used in pipelines, off-shore drilling, aerospace manufacturing, ship building and tar sands. The use of such Advanced High Strength Steel (AHSS) increases safety and efficiency in construction, while acting as a catalyst, reducing sulfur content in diesel, and boosting crop yields by as much as 30%.



“With demand for molybdenum forecast to increase by 100 million pounds by 2019, the CuMo Project with its billions of pounds of low-cost molybdenum has assets in a class by itself.”

Shaun Dykes, CEO
American CuMo
Mining Corporation

¹ Ausenco, CuMo Property Preliminary Economic Assessment throughput Scoping Study Report, November 18, 2009.

² Giroux et al, Summary Report on the CuMo Property, Boise County Idaho dated October 2015.

³ Company Financial Statements and Costing Reports, CPM group and mining cost data. CuMo Project (Typical Year) and CuMo Project (150K per day) are based upon the Ausenco PEA net of credits for copper and silver.¹

DISCLAIMER: The preliminary economic assessment is preliminary in nature, and includes inferred resources that are considered too speculative geologically to have economic considerations applied to them that would enable them to be categorized as mineral reserves, and there is no certainty that the preliminary economic assessment will be realized. Mr. Shaun M. Dykes, M.Sc. (Eng), P.Geo., CEO and Director of CuMoCo is the designated qualified person for the CuMo Project, and prepared the technical information contained in this disclosure.

RESPECTING THE ENVIRONMENT

AS THE CUMO PROJECT ADVANCES, CUMOCO INTENDS TO AID IN **REPAIRING THE DAMAGE** LEFT BEHIND BY THE PREVIOUS MINING ACTIVITY, THUS ELIMINATING THE CONTAMINATION CREATED **BY OUTDATED MINING PRACTICES.**

CuMoCo is committed to the sustainable development of natural resources. Environmental stewardship and responsible practices will guide all stages of exploration and development. With a long-term vision and proactive approach to addressing environmental issues, the Company is acting with integrity, meeting and exceeding all required permits and regulations, and is in full cooperation with state and federal regulatory agencies. CuMoCo is engaging an inter-agency task force to fully address any environmental concerns.

The CuMo exploration team maintained best management practices with respect to groundwater, hydrogeology and environmental protection in conducting its federally approved activities on private and public lands during previous exploration programs, and will continue these same practices into the future.

CuMoCo
modern
mining practices
and ethics

strong
world
demand
for silver, copper
and molybdenum

readily
accessible
approved
infrastructure
surrounds
property

The CuMo Project

Permit Status

North American project development is governed by three levels of increasingly stringent analyses to evaluate the environmental impacts of proposed projects.

The CuMo Project and exploration team completed the Lower Level analysis Categorical Exclusion (CE) in 2011 and have received the necessary Middle Level Environmental Assessment (EA) permits to proceed with advanced exploration and site analysis. CuMoCo continues to gather the required scientific information to bring the project to the highest level Environmental Impact Statement (EIS), and to make informed, responsible and intelligent decisions.

Lower Level (CE)	No significant effect on the quality of environment (generally less than 5 acres disturbance).
Middle Level (EA)	Involves an analysis of the environmental effects and a determination of the significance of these effects (generally involves exceeding the initial 5 acres of disturbance).
Highest Level (EIS)	Actual mine permit. Mine impact and disturbance are mitigated through reclamation and reasonable alternatives.

Project Financing

To obtain its mining permit for the CuMo Project, CuMoCo requires approximately \$25 million to complete the project's Feasibility Study and \$75 million for the Environmental Impact Statement. With a positive Feasibility Study, close to 80% of the \$2.0B production financing could be funded by loan devices and arrangements, with an additional \$400M to be obtained through self-equipment financing from major vendors. It is estimated that CuMoCo would need to source approximately \$50 to \$100M of the funding requirements to cover possible cost overruns. There are multiple financing arrangements under consideration for the Feasibility Study. Among those being considered are the following: off-take arrangements (based on achievement of defined goals); equity plus direct interest; joint venture earn-in; and convertible debentures.



638 Millbank Road
Vancouver, BC V5Z 4B7
CANADA
cumoco.com

T: 604.689.7902
F: 604.689.7816
TF: 1.800.667.0873
info@cumoco.com

FORWARD-LOOKING INFORMATION - This document contains "forward-looking information" within the meaning of applicable Canadian securities legislation including, but not limited to, statements that address activities, events or developments that the Company expects or anticipates will or may occur in the future, such things as the Company's ability to move its CuMo project to feasibility and production, and to become one of the largest, lowest-cost and most profitable molybdenum, silver and copper deposits in the world; and the Company being able to significantly reduce operating costs of the CuMo project. Often, but not always, forward-looking information can be identified by the use of words such as "expects", "estimates", "potential", or "believes" or describes a "goal" or variation of such words and phrases or state that certain actions, events or results "may", "could", "would", "might" or "will" be taken, occur or be achieved. Forward-looking information is based on a number of material factors and assumptions, including the result of drilling and exploration activities, the ability of the Company to raise the required financing for the preparation of a feasibility study and to put the CuMo project into production, that contracted parties are able provide goods and/or services on agreed timeframes, that equipment necessary for exploration and production is available as scheduled and does not incur unforeseen breakdowns, that no labour shortages or delays are experienced, that plant and equipment function as specified, that no unusual geological or technical problems occur, that the Court will not intervene with the Company's proposed exploration activities at the CuMo project, and the ability of the Company to obtain all requisite permits and licenses to bring the CuMo project into production. Forward-looking information involves known and unknown risks, future events, conditions, uncertainties and other factors which may cause the actual results, performance or achievements to be materially different from any future results, prediction, projection, forecast, performance or achievements expressed or implied by the forward-looking information. Such factors include, among others, the interpretation and actual results of current exploration activities; changes in project parameters as plans continue to be refined; future prices of molybdenum, silver and copper; possible variations in grade or recovery rates; failure of equipment or processes to operate as anticipated; the failure of contracted parties to perform; labour disputes and other risks of the mining industry; delays in obtaining governmental approvals or financing or in the completion of exploration, as well as those factors disclosed in the Company's publicly filed documents. Although the Company has attempted to identify important factors that could cause actual actions, events or results to differ materially from those described in forward-looking information, there may be other factors that cause actions, events or results not to be as anticipated, estimated or intended. There can be no assurance that forward-looking information will prove to be accurate, as actual results and future events could differ materially from those anticipated in such statements. Accordingly, readers should not place undue reliance on forward-looking information. Except as required under applicable securities legislation, the Company undertakes no obligation to publicly update or revise forward-looking information. United States residents are cautioned that some of the information that may be published by American CuMo Mining Corporation may not be consistent with United States Securities and Exchange Commission disclosure rules and may be materially different from what the Company is permitted to disclose in the United States and therefore United States residents should not rely on such information.